



# Writing and Reading Assessment Profile (WRAP) Entering Student Results in DataDirector

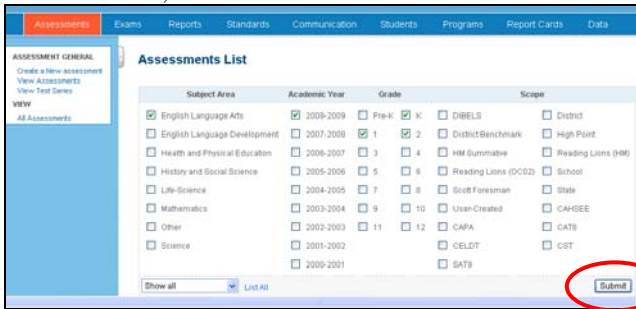
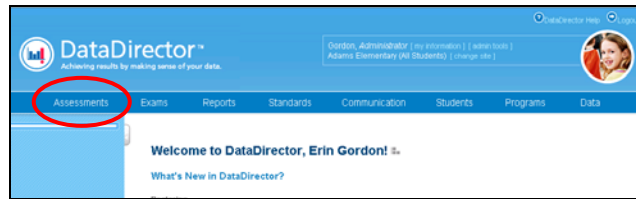
## LOG-IN

1. Login to the DataDirector website:  
<http://www.achievedata.com/sdusd>
2. Enter your User Name (employee ID) and Password (DWA password).
3. You may need to select the site and level of access available:
  - All Students: Access to all students at a site
  - My Students: Access to students rostered to you



## How to Access the WRAP

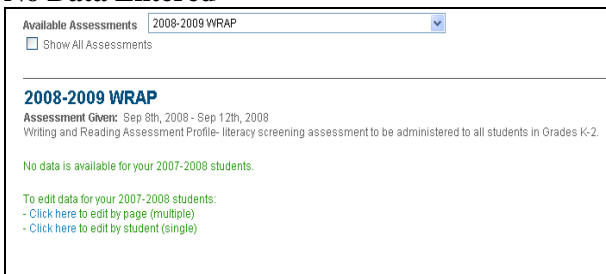
1. Go to the **Assessments** tab.
2. Select the appropriate filters to narrow down the assessment list, then click **Submit**.



3. Find the assessment and click on the title. →
4. If student results have been previously entered, you will see data on the next screen. Otherwise, the page will not contain any data.

Title	Author	Assessment Date	Share	Hide	Duplicate	Delete
<b>2008-2009 Modified SAM Jr.</b> Mathematics screening assessment to be administered to all students in Kindergarten.	Erin Gordon	09/22/2008 - 09/26/2008				
<b>2008-2009 Literacy Essentials for the WRAP</b> Literacy screening assessment to be administered to students in Kindergarten as part of the Writing and Reading Assessment Profile (WRAP); can also be used in Grades 1 and 2 for students who are struggling.	Erin Gordon	09/08/2008 - 09/12/2008				
<b>2008-2009 WRAP</b> Literacy screening assessment to be administered to all students in Grades K-2.	Erin Gordon	09/08/2008 - 09/12/2008				
<b>2007-2008 CELDT</b> Student results on the 2007-2008 CELDT Exam.	DataDirector Admin	07/01/2007				

### No Data Entered



### Data Entered

**2008-2009 WRAP**  
Assessment Given: Sep 8th, 2008 - Sep 12th, 2008  
Writing and Reading Assessment Profile- literacy screening assessment to be administered to all students in Grades K-2.

Click on a column header to sort by the data in that column.

Displaying 1 - 3 of 3 students

Show 5 students per page

Student Name	Instructional Reading Level	Instructional Needs- Comments
ABBY, Amado	D3	Reads too quickly; not monitoring meaning.
Abe, Jimmy Viet	E2	Develop knowledge of punctuation to read expressively.
Abernathy, Ient 1997-0	C3	Build confidence of letter-sound relationships.

**For questions regarding the WRAP please contact Assessment Services, (619) 725-7172.**



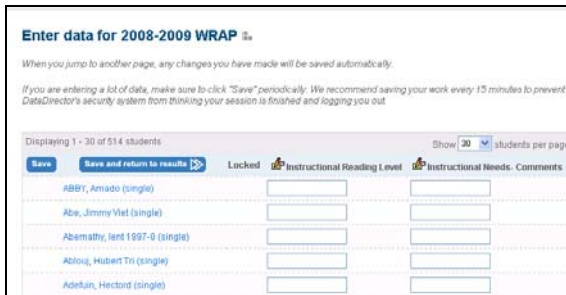
# Writing and Reading Assessment Profile (WRAP) Entering Student Results in DataDirector

## How to Enter Student Data

- Once you have clicked the assessment title from the Assessments tab, you can enter the data by clicking the **Enter/Edit Data (Multiple)** link to enter data for multiple students on a page, or the **Enter/Edit Data (Single)** link to enter data for one student at a time.
  - Enter the *Instructional Reading Level* for each student (i.e. C2) in the first box. The *Instructional Reading Level* is based on an accuracy level of 94-97% and a retelling/comprehension score of 3 or more. If a student's *Instructional Reading Level* is below "A1", enter "AA".
  - The *Instructional Needs- Comments* section is for you to record any notes regarding the student's strengths and weaknesses.

**DATA MANAGEMENT**

- [Enter/Edit Data \(Multiple\)](#)
- [Enter/Edit Data \(Single\)](#)
- [Add/Remove Additional Materials](#)



Multiple will allow you to edit multiple students simultaneously

Single will allow you to edit student individually



- While editing, be sure to save your data periodically:
  - The **Save** button will save all of your data, but keep you on the data entry page.
  - The **Save and return to results** button will save all of your data and will take you to the results page.

